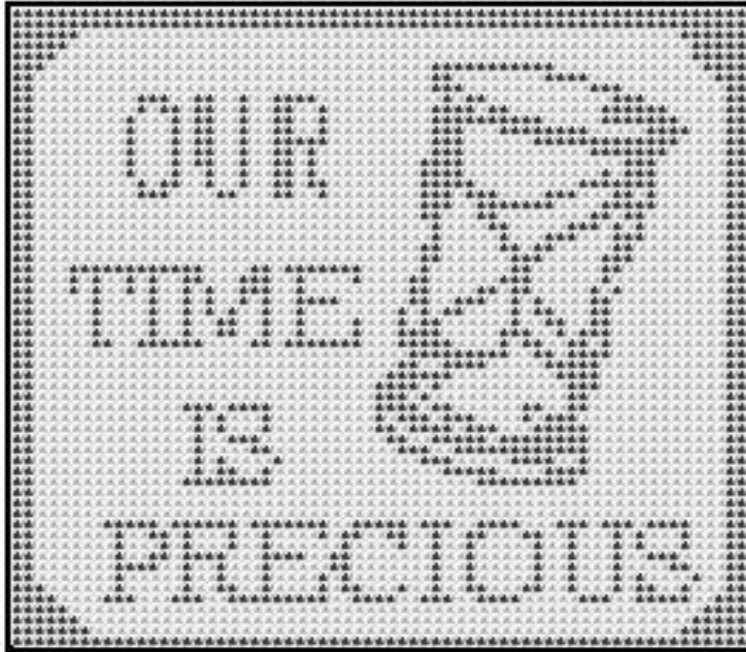

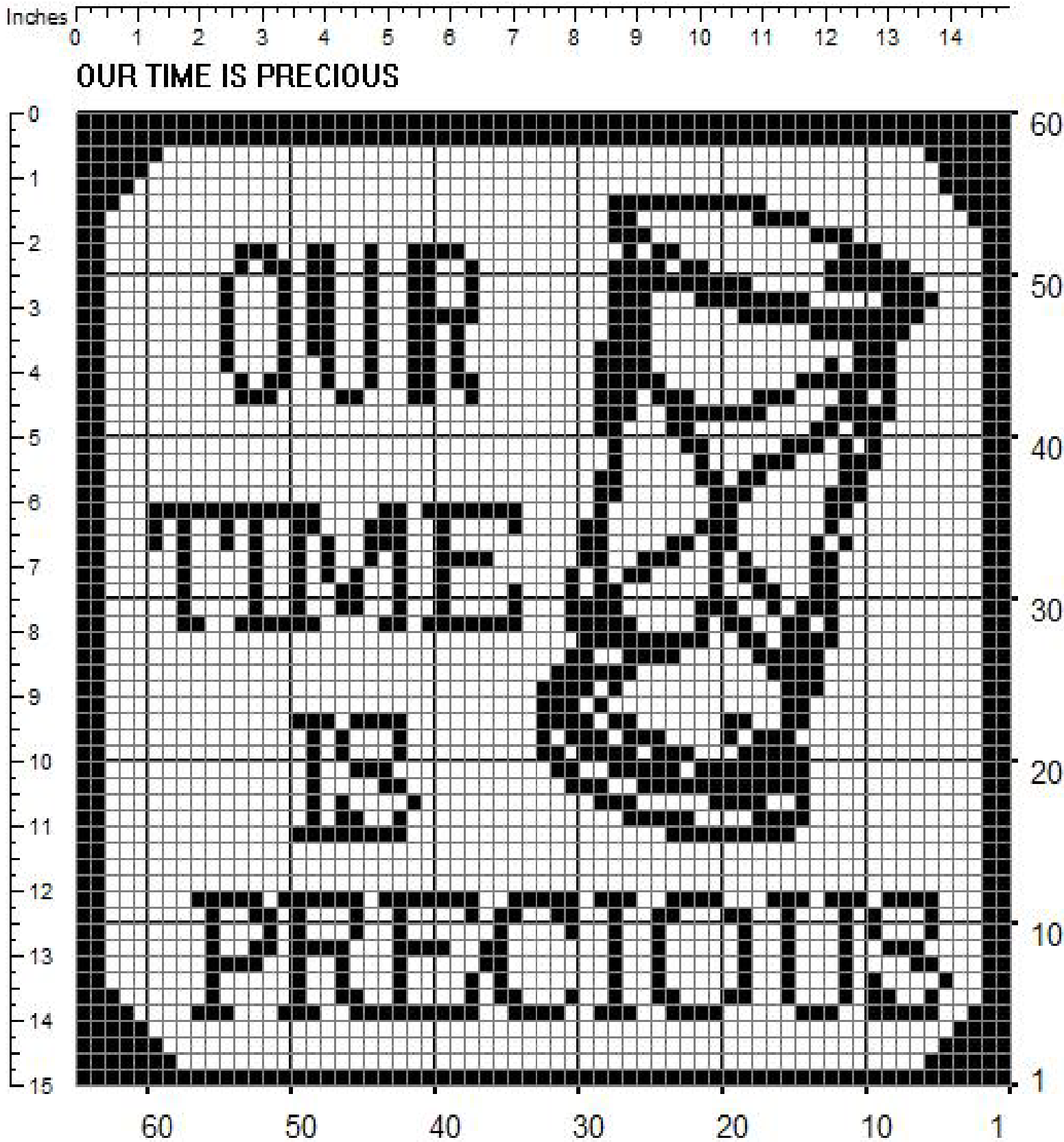


OUR TIME IS PRECIOUS



OUR TIME IS PRECIOUS





OUR TIME IS PRECIOUS

Web site: www.YarnYokel.com
Author: jf
Copyright: 2010

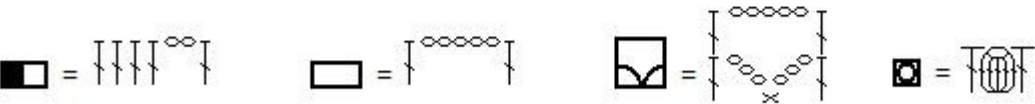
INSTRUCTIONS:
Starting at bottom of pattern chain 196. Chain 3 to turn which will count as first double crochet of first row. Chain 2 more and double crochet in 9th chain from hook to complete bottom right open square of row 1. Continue following pattern for first row reading pattern right to left. After completing first row, chain 3 to turn to start next row. Continue following pattern until all rows are complete. At end of row 60 fasten off.

MATERIALS (based on crochet cotton size):
Using Crochet Cotton no. 20: about 417 yds, steel crochet hook US size 9 or **SIZE FOR GAUGE**.

APPROXIMATE FINISHED SIZES:
Using Crochet Cotton size 20: width = 14.3 inches, height = 14.4 inches

GAUGE:

HOW TO READ PATTERN:
Each solid square is equal to 4 double crochets. Each open square is equal to 1 double crochet, followed by 2 chains, followed by 1 double crochet. The double crochet at the end of each square also counts as the first double crochet of the next square. For example, a solid square followed by an open square is 4 double crochets, 2 chains, 1 double crochet. See diagrams below:



Where "⌋" is the symbol for one double crochet, "○" is the symbol for one chain, and "x" is the symbol for one single crochet.

