


PATTERN DESIGNED BY: YARNYOKEL.COM

FINISHED LOOK

Alien Guy Throw



Alien Guy Throw

Company: YarnYokel

Web site: www.yarnyokel.com

Author: jf

Copyright: 2010, all rights reserved

INSTRUCTIONS:

Starting at bottom of pattern chain 181. Chain 3 to turn which will count as first double crochet of first row. Double crochet in 5th chain from hook. Double crochet in next 2 chains to complete bottom right solid square of row 1. Continue following pattern for first row reading pattern right to left. After completing first row, chain 3 to turn to start next row. Continue following pattern until all rows are complete. At end of row 60 fasten off.

FOLLOW PATTERN DIAGRAM BELOW.

MATERIALS (based on crochet cotton size):

steel crochet hook US size I or SIZE FOR GAUGE.

Using Worsted Weight:

1/3 SKEIN -BLACK, 1-1/2--SKEIN -GRAY, 1/2-SKEIN-LT.GREEN, 1/3-SKEIN-ORANGE

APPROXIMATE FINISHED SIZES:

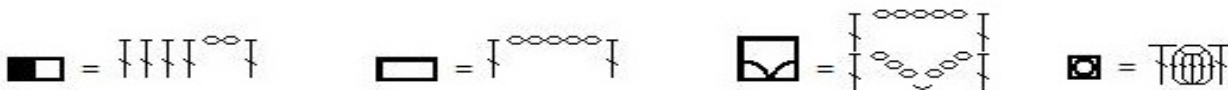
Using Worsted Weight: width = 54.5 inches, height = 55.8 inches

GAUGE:

Using Worsted Weight: 10 squares = 9.1 inches, 10 rows = 9.3 inches

HOW TO READ PATTERN:

Each solid square is equal to 4 double crochets. Each open square is equal to 1 double crochet, followed by 2 chains, followed by 1 double crochet. The double crochet at the end of each square also counts as the first double crochet of the next square. For example, a solid square followed by an open square is 4 double crochets, 2 chains, 1 double crochet. See diagrams below:



Where "⌈" is the symbol for one double crochet, "○" is the symbol for one chain, and "×" is the symbol for one single crochet.

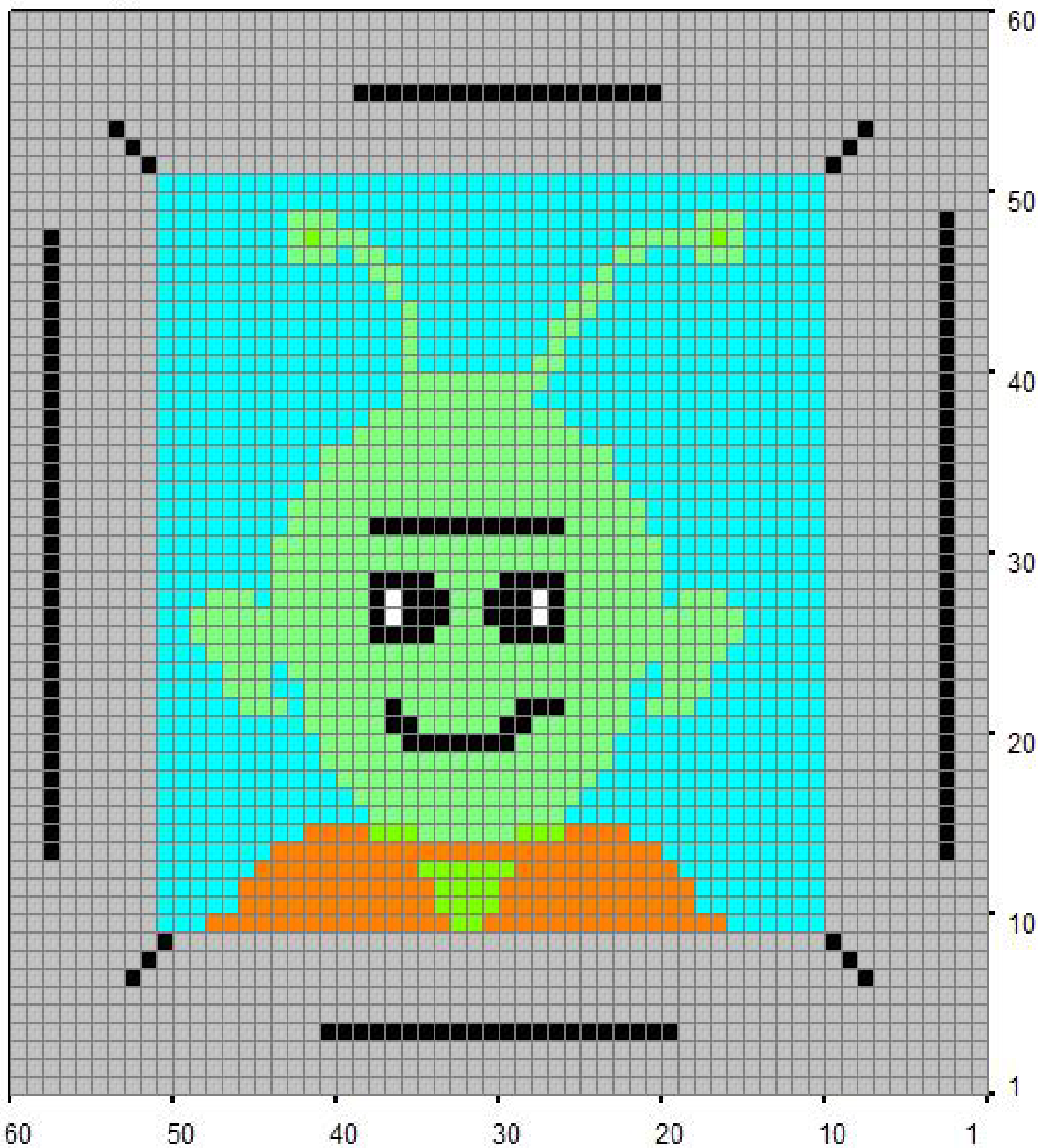
HOW TO CHANGE YARN COLOR:

To change color, work the first 2 loops of the last double crochet before new color, drop old color, hook new color and draw through last 2 loops on hook. Cut old color and work over ends of both colors. When working small color area, instead of cutting old thread, carry old through to next color change by working over old

WHEN COMPLETED DOUBLE AROUND OUTER EDGE TO GIVE IT A MORE FINISHED LOOK.

CORNERS- DBL CHAIN 1 DBL (REPEAT 3 TIMES) EACH CORNER.

Alien Guy Throw



Alien Guy Throw

